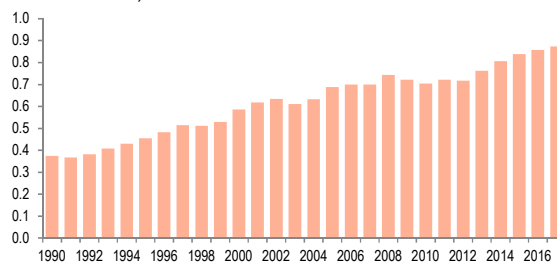


DEMOGRAPHIC AND ECONOMIC INDICATORS

	2017
GDP in billions (current US\$)	0.9
GDP per capita (current US\$)	17,090
Agricultural GDP in billions (current US\$)	0.0
Total population (thousands)	55
Urban population (thousands)	17
Rural population (thousands)	38

Source: World Bank, UN Population Division

Evolution of GDP, in constant USD 2010

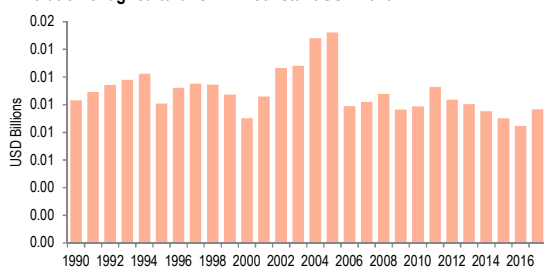


Source: World Bank

DIMENSIONS OF FSN: AVAILABILITY

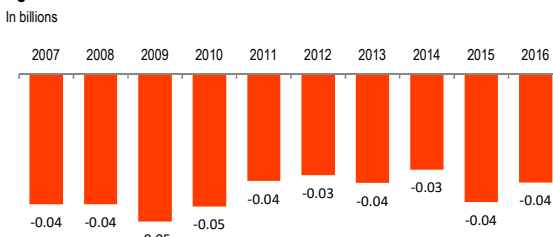
The availability of sufficient quantities of food of appropriate quality, supplied through domestic production or imports (including food aid). It is related to food production, productive infrastructure, supplies and supply chains

Evolution of agricultural GDP in constant USD 2010



Source: World Bank

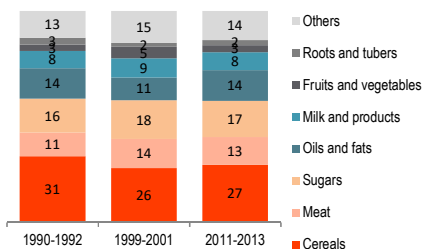
Agrifood balance evolution



Source: FAOSTAT

Composition (%) of caloric availability

Average percentage of the total

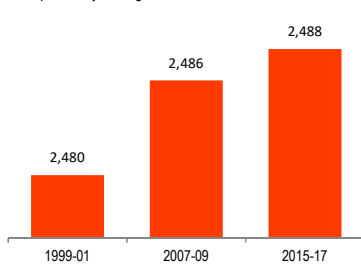


Source: Based on information from FAO

Note: Due to rounding of figures, the total might not add up to 100%

Food Supply

Kcal/person/day, average



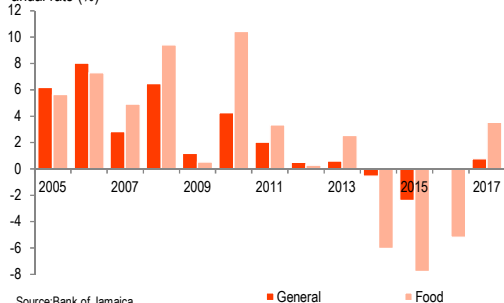
Source: FAO

DIMENSIONS OF FSN: ACCESS

Access by individuals to adequate resources (entitlements) for acquiring appropriate foods for a nutritious diet. Entitlements are defined as the set of all commodity bundles over which a person can establish command given the legal, political, economic and social arrangements of the community in which they live.

Inflation rate all items and food

annual rate (%)



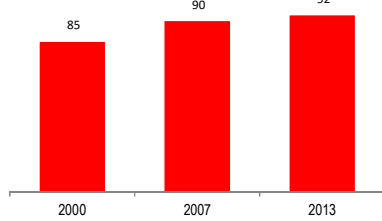
Source: Bank of Jamaica

DIMENSIONS OF FSN: UTILIZATION

Utilization of food through adequate diet, clean water, sanitation and health care to reach a state of nutritional well-being where all physiological needs are met. This brings out the importance of non-food inputs in food security

Improved Sanitation Facilities

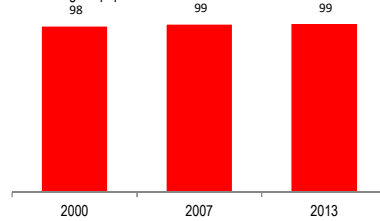
Percentage of population with access



Source: World Bank

Improved Water Source

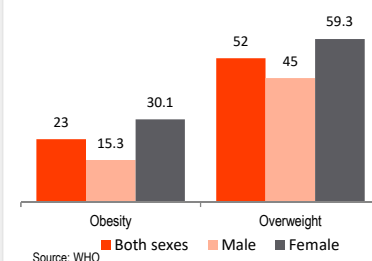
Percentage of population with access



Source: World Bank

Obesity in adults over 18 years of age

Percentage, 2016

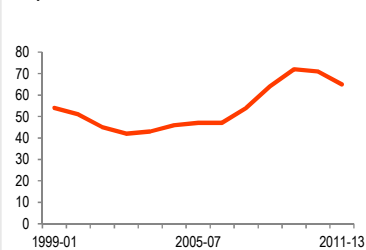


Source: WHO

DIMENSIONS OF FSN: STABILITY

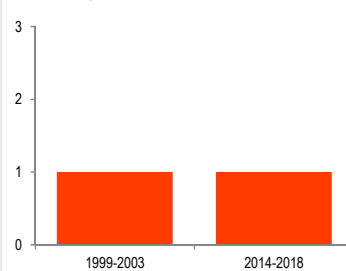
To be food secure, a population, household or individual must have access to adequate food at all times. They should not risk losing access to food as a consequence of sudden shocks (e.g. an economic or climatic crisis) or cyclical events (e.g. seasonal food insecurity). The concept of stability can therefore refer to both the availability and access dimensions of food security.

Value of food imports in total merchandise exports



Source: FAO

Frequency of natural disasters



Source: Based on information from EM-DAT

Disasters 2014-2018

Occurrence	Total damage in thousands USD	Total affected
Storm	20,000	-

Fuente: EM-DAT



Organización de las Naciones Unidas para la Alimentación y la Agricultura



PLATAFORMA DE SEGURIDAD ALIMENTARIA Y NUTRICIONAL

© 2015