

DEMOGRAPHIC AND ECONOMIC INDICATORS

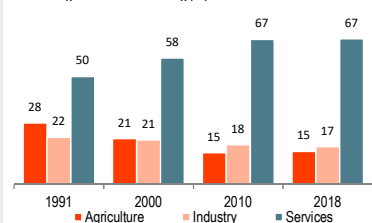
	2017
GDP in billions (current US\$)	1.7
GDP per capita (current US\$)	9,574
Agricultural GDP in billions (current US\$)	0.0
Total population (thousands)	179
Urban population (thousands)	33
Rural population (thousands)	146

Source: World Bank, UN Population Division

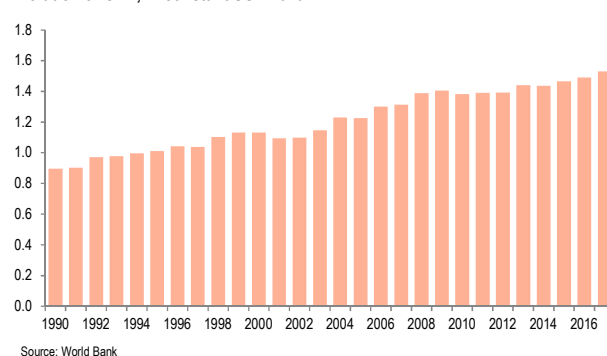
	Agriculture	Industry	Services
Both genders	15.3	17.4	67.2
Men	19.5	24.9	55.5
Women	10.1	8.3	81.6

Source: World Bank

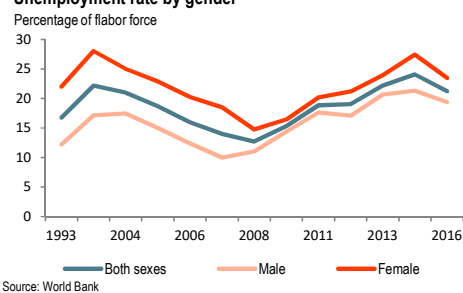
Evolution of employment by sector
Percentage of the total working population



Evolution of GDP, in constant USD 2010



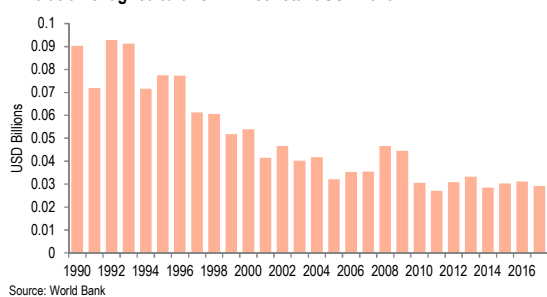
Unemployment rate by gender



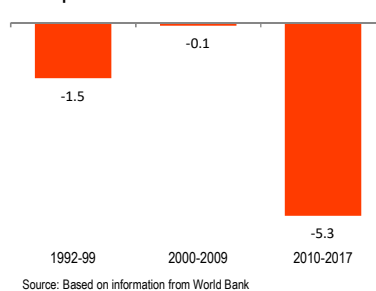
DIMENSIONS OF FSN: AVAILABILITY

The availability of sufficient quantities of food of appropriate quality, supplied through domestic production or imports (including food aid). It is related to food production, productive infrastructure, supplies and supply chains

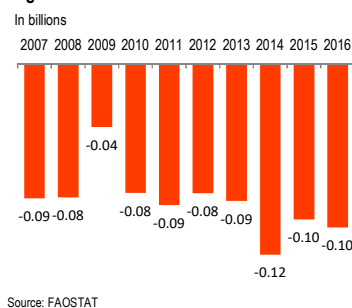
Evolution of agricultural GDP in constant USD 2010



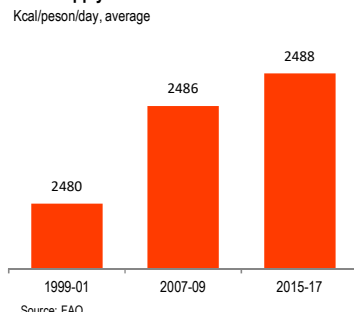
Average growth rate (%) of agriculture value added per worker



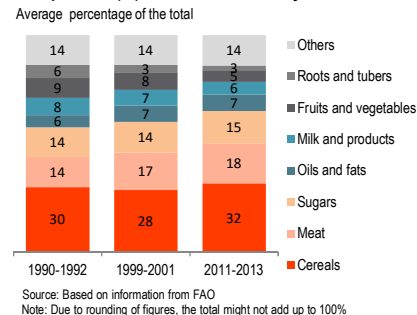
Agri-food balance evolution



Food Supply



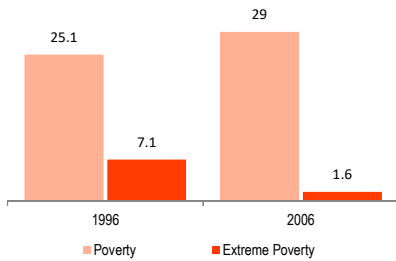
Composition (%) of caloric availability



DIMENSIONS OF FSN: ACCESS

Access by individuals to adequate resources (entitlements) for acquiring appropriate foods for a nutritious diet. Entitlements are defined as the set of all commodity bundles over which a person can establish command given the legal, political, economic and social arrangements of the community in which they live.

Poverty and extreme poverty, Percentage (%)



Source: Development Effectiveness Review 2013

Inflation rate all items and food

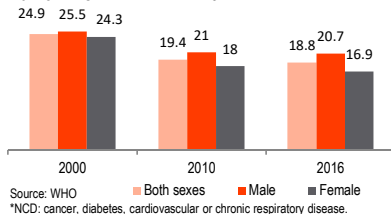


Source: Bank of Jamaica

DIMENSIONS OF FSN: UTILIZATION

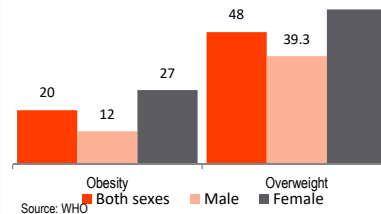
Utilization of food through adequate diet, clean water, sanitation and health care to reach a state of nutritional well-being where all physiological needs are met. This brings out the importance of non-food inputs in food security

Probability of dying between age 30 and exact age 70 from NCD*



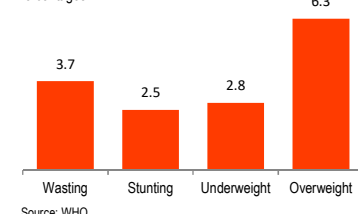
Source: WHO
*NCD: cancer, diabetes, cardiovascular or chronic respiratory disease.

Obesity in adults over 18 years of age



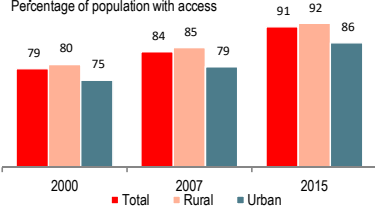
Source: WHO

Child under 5 years old malnutrition



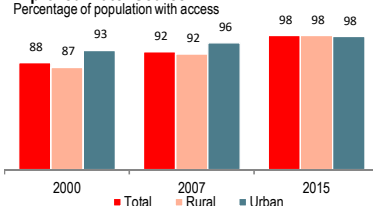
Source: WHO

Improved Sanitation Facilities



Source: World Bank

Improved Water Source



Source: World Bank

DIMENSIONS OF FSN: STABILITY

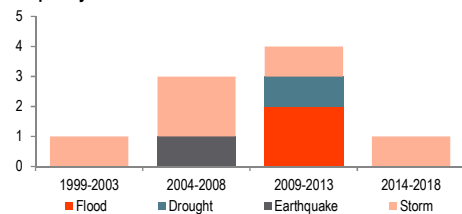
To be food secure, a population, household or individual must have access to adequate food at all times. They should not risk losing access to food as a consequence of sudden shocks (e.g. an economic or climatic crisis) or cyclical events (e.g. seasonal food insecurity). The concept of stability can therefore refer to both the availability and access dimensions of food security.

Disasters 2009-2018

Disaster Type	Occurrence	Total damage in thousands USD	Total affected
Flood	2	-	21,984
Drought	1	-	-
Storm	2	500	206,000

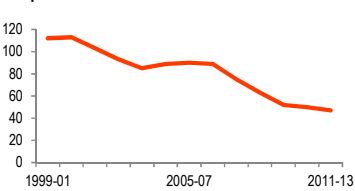
Source: EM-DAT

Frequency of natural disasters



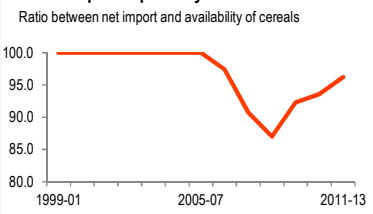
Source: Based on information from EM-DAT

Value of food imports in total merchandise exports



Source: FAO

Cereal import dependency ratio



Source: FAO



Organización de las Naciones Unidas para la Alimentación y la Agricultura



PLATAFORMA DE SEGURIDAD ALIMENTARIA Y NUTRICIONAL

© 2015